



RED SCREW arbor


最大限度发挥可换式刀具的切削性能

- 充分利用硬质合金的特性(高杨氏率)进行高刚性设计
- 硬质合金一体化无滑落
- 可稳定进行深腔直壁加工
- 对应中心通冷

可换式刀具用延长杆
The arbor for
Indexable End Mill

Displaying the highest cutting performance of any indexable end mill!

- Highly rigid design makes the best use of Carbide alloy properties (high Young's modulus).
- Carbide, integral type eliminates slipping.
- Steady processing for deep standing-wall machining.
- Compatible with center-through coolant



一体型
Integrated type

硬质合金
Carbide

对各厂商刀具!

Compatible with other manufacturers' tools



日立刀具
Hitachi Tool Engineering



泰珂洛超硬工具
Tungaloy



黛杰工业
DIJET INDUSTRIAL



欧士机
OSG



山特维克
SANDVIK



伊斯卡
ISCAR



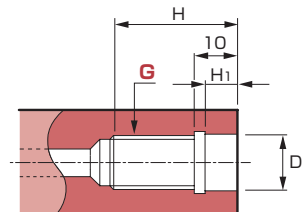
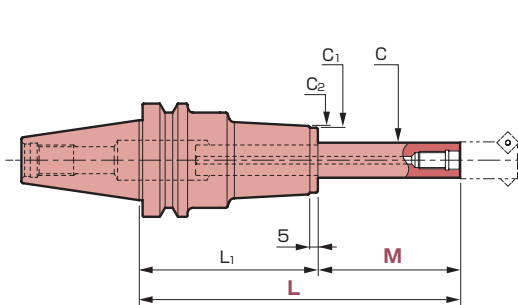
三菱综合材料
Mitsubishi Materials



MST corporation



1502CE



可交换式刀具安装部尺寸
Dimensions for the indexable end mill mounting

CODE	G	φD	H	H ₁	φC	L	M	L ₁	φC ₁	φC ₂	Kg	S
BT40 BT40-RSG 8-105-M 25	M 8	8.5	18	6.5	15	105	25	80	30	32	1.4	0.6
	-135-M 25					135	25	110			1.8	0.7
	-130-M 50					130	50	80			1.4	1.5
	-160-M 50					160	50	110			1.8	1.7
	-155-M 75					155	75	80			1.5	3.1
	-185-M 75					185	75	110			1.9	3.4
	-165-M 85					165	85	80			1.5	4.0
	-RSG10-125-M 25					M 10	10.5	22			6.5	19
-155-M 25	155	25	130	2.2	0.5							
-150-M 50	150	50	100	1.9	0.9							
-180-M 50	180	50	130	2.3	1.0							
-175-M 75	175	75	100	2.0	1.6							
-205-M 75	205	75	130	2.4	1.8							
-200-M100	200	100	100	2.0	2.8							
-230-M100	230	100	130	2.4	3.0							
-RSG12-125-M 25	M 12	12.5	22	6	24	125	25	100	43	45	2.0	0.3
	-155-M 25					155	25	130			2.4	0.4
	-150-M 50					150	50	100			2.1	0.5
	-180-M 50					180	50	130			2.5	0.7
	-175-M 75					175	75	100			2.3	0.9
	-205-M 75					205	75	130			2.7	1.1
	-200-M100					200	100	100			2.4	1.4
	-230-M100					230	100	130			2.8	1.6

BT50 BT50-RSG 8-120-M 25	M 8	8.5	18	6.5	15	120	25	95	30	32	4.0	0.6
	-150-M 25					150	25	125			4.3	0.7
	-145-M 50					145	50	95			4.0	1.5
	-175-M 50					175	50	125			4.3	1.7
	-170-M 75					170	75	95			4.1	3.0
	-200-M 75					200	75	125			4.4	3.3
	-180-M 85					180	85	95			4.1	3.9
	-RSG10-140-M 25					M 10	10.5	22			6.5	19
-170-M 25	170	25	145	4.6	0.5							
-165-M 50	165	50	115	4.4	0.8							
-195-M 50	195	50	145	4.7	0.9							
-190-M 75	190	75	115	4.5	1.6							
-220-M 75	220	75	145	4.8	1.7							
-215-M100	215	100	115	4.5	2.7							
-245-M100	245	100	145	4.8	2.9							
-RSG12-140-M 25	M 12	12.5	22	6	24	140	25	115	43	45	4.6	0.2
	-170-M 25					170	25	145			5.0	0.3
	-165-M 50					165	50	115			4.7	0.5
	-195-M 50					195	50	145			5.1	0.6
	-190-M 75					190	75	115			4.9	0.8
	-220-M 75					220	75	145			5.3	1.0
	-215-M100					215	100	115			5.0	1.3
	-245-M100					245	100	145			5.4	1.5
-240-M125	240	125	115	5.2	2.0							
-RSG16-140-M 25	M 16	17.0	25	6	29	140	25	115	52	54	5.4	0.2
	-165-M 50					165	50	115			5.6	0.3
	-190-M 75					190	75	115			5.8	0.5
	-215-M100					215	100	115			6.0	0.7
	-240-M125					240	125	115			6.2	1.1

CODE	G	φD	H	H ₁	φC	L	M	L ₁	φC ₁	φC ₂	Kg	S
A63 A 63-RSG 8-105-M 25	M8	8.5	18	6.5	15	105	25	80	30	32	1.3	0.6
						135	25	110			1.4	0.7
						130	50	80			1.3	1.5
						160	50	110			1.4	1.7
						155	75	80			1.4	3.1
						185	75	110			1.5	3.4
						165	85	80			1.4	3.9
						-RSG10-125-M 25	M10	10.5			22	6.5
155	25	130	1.9	0.5								
150	50	100	1.7	0.8								
180	50	130	2.0	1.0								
175	75	100	1.8	1.6								
205	75	130	2.1	1.8								
200	100	100	1.8	2.7								
230	100	130	2.1	2.9								
-RSG12-125-M 25	M12	12.5	22	6	24	125	25	100	43	45	1.9	0.3
						155	25	130			2.3	0.4
						150	50	100			2.0	0.5
						180	50	130			2.4	0.6
						175	75	100			2.2	0.9
						205	75	130			2.6	1.0
						200	100	100			2.3	1.4
						230	100	130			2.7	1.6

A100 A100-RSG 8-120-M 25	M8	8.5	18	6.5	15	120	25	95	30	32	2.6	0.6
						150	25	125			2.9	0.8
						145	50	95			2.6	1.5
						175	50	125			2.9	1.7
						170	75	95			2.7	3.1
						200	75	125			3.0	3.4
						180	85	95			2.7	4.0
						-RSG10-140-M 25	M10	10.5			22	6.5
170	25	145	3.5	0.5								
165	50	115	3.2	0.8								
195	50	145	3.6	1.0								
190	75	115	3.3	1.6								
220	75	145	3.7	1.8								
215	100	115	3.3	2.7								
245	100	145	3.7	2.9								
-RSG12-140-M 25	M12	12.5	22	6	24	140	25	115	43	45	3.4	0.3
						170	25	145			3.7	0.4
						165	50	115			3.5	0.5
						195	50	145			3.8	0.6
						190	75	115			3.7	0.8
						220	75	145			4.0	1.0
						215	100	115			3.8	1.4
						245	100	145			4.1	1.6
-RSG16-140-M 25	M16	17.0	25	6	29	140	25	115	52	54	4.1	0.2
						165	50	115			4.3	0.3
						190	75	115			4.5	0.5
						215	100	115			4.7	0.8
						240	125	115			4.9	1.1

- 选购品
- 标准附属品
- 备考
- 注意事项
- 拉钉 (BT)
- 冷却液导管(HSK-A)
- 也可制作CAT/DIN锥柄, 请向弊司垂询。
- 可交换式刀具为另购品。请向各刀具厂商垂询购买。
- 请参照【可交换式刀具安装部尺寸】，确认所使用刀具是否可以安装。

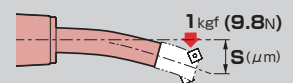
- Option
- Standard accessories
- Note
- Caution
- Retention knob(BT)
- Coolant duct(HSK-A)
- We can make CAT. and DIN standard shank, please contact us the detail.
- The indexable end mill is not a standard accessory. Please purchase it on the market.
- Please check your indexable end mills for conformance to the dimensions.

S 关于刚性值

在可交换式刀具前端施加 1kgf·m (9.8N) 弯曲负荷力时, 刀柄和刀具整体的弯曲量数值。此数值越小, 代表刀柄刚性更好, 可以更稳定的进行加工。

S About the rigidity value

A rigidity value represents the amount of deflection for the entire holder and tool when a bending load of 1 kgf (9.8 N) is applied to the tip of the tool. The smaller the numerical value is, the higher the rigidity and the more accurate the machining.



对应各厂商刀具

Compatible with other manufacturers' tools

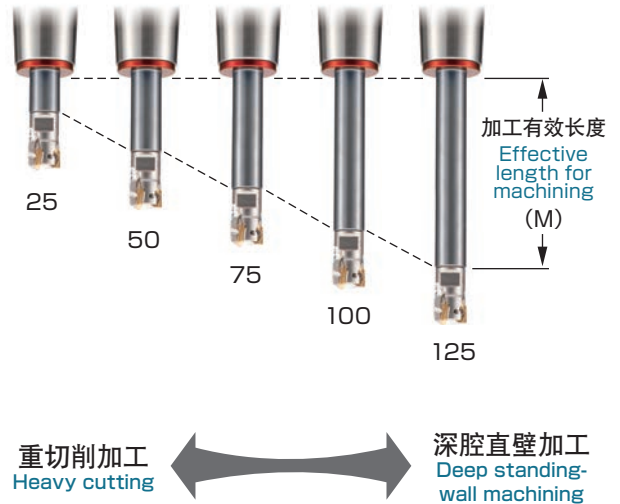
可交换式刀具生产商(例)

Examples of indexable end mill manufacturers



多种加工有效长

Many effective lengths for machining



加工案例

Machining example

本产品为一体型，具有高刚性不会发生弯曲，即使在需要突出长度很长的深腔直壁加工中，也可实现稳定加工。比普通刀柄以及钢制分体式延长杆相比，具有压倒性的高切削性。

A carbide, integrated-type RED screw arbor is highly rigid with low deflection, achieving steady machining without chatter even for deep standing-wall machining in which tool projection is long. A RED screw arbor demonstrates its overwhelming cutting performance as compared to a combination of a general holder and a steel shank.

